

# Welcome Guide

## USB-C to HDMI Adapter

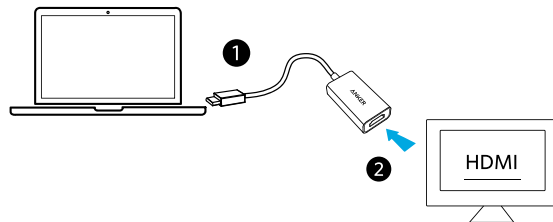
Bedienungsanleitung | 取扱説明書 | Guide d'Utilisation  
Guida d'Utilizzo | Manual de Instrucciones  
使用说明书 | دليل الترحيب

## Using Your Adapter

So verwenden Sie Ihren Adapter | アダプタの使用法  
Utilisation de Votre Adaptateur | Usare il tuo Adattatore  
Usar tu adaptador | 使用转换器 | استخدام محول لديك

### • Plug it in

Schließen Sie ihn an | 差し込みます | Branchez-le  
Collegalo al PC | Enchúfalo | 连接电脑 | توصيله



### • Connect your device

Verbinden Sie Ihr Gerät

機器を接続

Connexion à vos appareils

Connetti i tuoi dispositivi

Conecta tus dispositivos

连接设备

قم بتوصيل الأجهزة



### To transmit video signals via the HDMI port, use an HDMI cable (not included).

Um ein HDMI-Videosignal zu übertragen, nutzen Sie den HDMI-Port und ein HDMI-Kabel (nicht im Lieferumfang enthalten).

HDMIポートから映像信号を送信するためには、HDMIケーブル(別売)を使用してください。

Utilisez un câble HDMI (non inclus) pour les transferts de signaux vidéo via le port HDMI.

Utilizzare un cavo HDMI (non incluso) per trasmettere segnali video attraverso la porta HDMI.




Para transmitir señales vídeo mediante el puerto HDMI, usar un cable HDMI (no incluido).

通过HDMI端口传输视频信号时，请使用HDMI线（不包括）。

لنقل إشارات الفيديو عبر منفذ HDMI، استخدم كبل HDMI (غير مضمن).

## Specifications

Spezifikationen | 製品の仕様 | Spécifications | Specifiche  
Especificaciones | 产品参数 | المواصفات

HDMI Data Speed	1 Gbps
 Supported Systems	Windows 10 / 8 / 7 / Vista / XP, Mac OS X 10.2 (and above), Linux
 Size	49 × 27 × 15 mm 1.9 × 1.1 × 0.6 in
 Weight	35 g / 1.2 oz

For FAQs and more information, please visit:



[anker.com/support](https://anker.com/support)



@Anker  
@Anker Japan  
@Anker Deutschland



@AnkerOfficial  
@Anker\_JP



@Anker



POWER YOUR MOBILE LIFE

رقم المنتج A8306  
USB Hub  
SM-A454-V01

## Attention

Achtung | 注意 | Attention | Attenzione | Atención  
注意 | تحذيرات



### Avoid extreme temperatures

Vermeiden Sie extreme Temperaturen  
極端な温度下では使用しないでください  
Eviter les températures extrêmes  
Tenere lontano da temperature estreme  
Mantener alejado de temperaturas extremas  
避免在过高或过低温环境使用  
تجنب الحرارة المرتفعة



### Don't expose to liquids

Setzen Sie das Gerät keinen Flüssigkeiten aus  
水分に触れないようにしてください  
Ne pas exposer à des liquides  
Evitare il contatto con liquidi  
Evitar el contacto con líquidos  
请勿接触液体  
لا تعرضه للسوائل



### Avoid dropping

Lassen Sie das Gerät nicht fallen  
過度な衝撃を与えないでください  
Ne pas faire tomber  
Non far cadere  
Evitar caídas  
避免跌落产品  
تجنب إسقاطه



### Don't disassemble

Nehmen Sie das Gerät nicht auseinander  
危険ですので分解しないでください  
Ne pas désassembler  
Non smontare  
No desarmar  
请勿拆卸  
لا تقم بالتفكيك

## FCC Statement

This device complies with Part 15 of the FCC Rules. Operation is subject to the following two conditions: (1) This device may not cause harmful interference, and (2) this device must accept any interference received, including interference that may cause undesired operation.

**Warning:** Changes or modifications not expressly approved by the party responsible for compliance could void the user's authority to operate the equipment.

**Note:** This equipment has been tested and found to comply with the limits for a Class B digital device, pursuant to Part 15 of the FCC Rules. These limits are designed to provide reasonable protection against harmful interference in a residential installation.

This equipment generates, uses and can radiate radio frequency energy and, if not installed and used in accordance with the instructions, may cause harmful interference to radio communications. However, there is no guarantee that interference will not occur in a particular installation. If this equipment does cause harmful interference to radio or television reception, which can be determined by turning the equipment off and on, the user is encouraged to try to correct the interference by one or more of the following measures: (1) Reorient or relocate the receiving antenna. (2) Increase the separation between the equipment and receiver. (3) Connect the equipment into an outlet on a circuit different from that to which the receiver is connected. (4) Consult the dealer or an experienced radio / TV technician for help.

## Customer Service

Kundenservice | カスタマーサポート | Service Client  
Servizio Clienti | Atención al Cliente | 客服支持  
خدمة العملاء



### 18-month limited warranty

18 Monate beschränkte Herstellergarantie  
18ヶ月保証 | Garantie de 18 mois  
Garanzia valida 18 mesi  
Garantía limitada de 18 meses  
18个月质保期 | ضمانة 18 شهراً محدودة



### Lifetime technical support

Lebenslanger technischer Support  
テクニカルサポート | Support technique à vie  
Assistenza post-vendita a vita  
Asistencia técnica de por vida  
终身客服支持 | الدعم الفني مدى الحياة



[support@anker.com](mailto:support@anker.com)



1-800-988-7973 | Mon-Fri 9:00-17:00 PST (US)  
03-4455-7823 | Mon-Fri 9:00-17:00 (日本)  
069-9579-7960 | Mon-Fri 6:00-11:00 (DE)  
01604-936200 | Mon-Fri 6:00-11:00 (UK)  
400-0550-036 | Mon-Fri 9:00-17:30 (中国)